

AQUARIUS

NEW STAINLESS STEEL LINEAR FLOOR DRAIN


Welding is a thing of the past

The new **AQUARIUS** stainless steel linear floor drain protects your bathroom, thanks to modern technology, from undesirable water leaks. These drains are not welded but pressed, so water does not penetrate through trough drain body.


Part of the drain is a special ALU grid, on which it is possible to stick tiles, glass or stainless steel and thanks to special longitudinal grooves on the upper side of the grid they are tightly fixed.

The lengths of the stainless steel drains are 700, 800 and 900 mm. Adjustable grid supports allow you to unite perfectly grid height with floor height. In case of uneven tiling, a stainless steel frame can be ordered, which will compensate for these unevennesses.

The linear floor drain has a very small building height 62 mm only, so it can be used to a limited building space height. The load capacity K3 / 300 kg.



Model „M“ is with waterproof membrane



Model „S“ without waterproof membrane

STAINLESS STEEL LINEAR FLOOR DRAIN

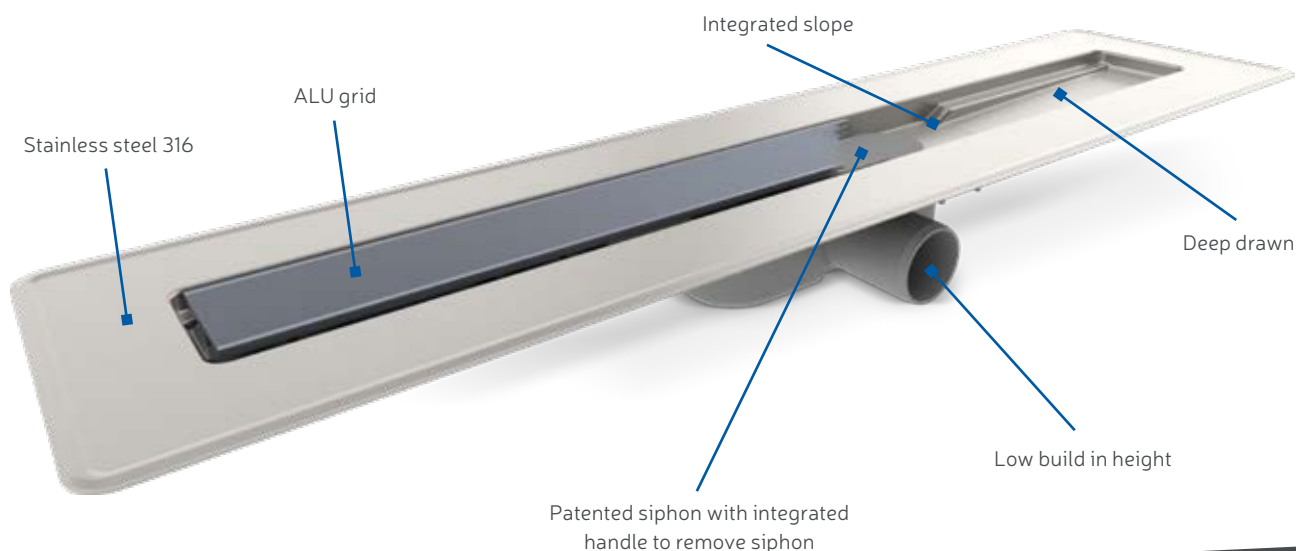
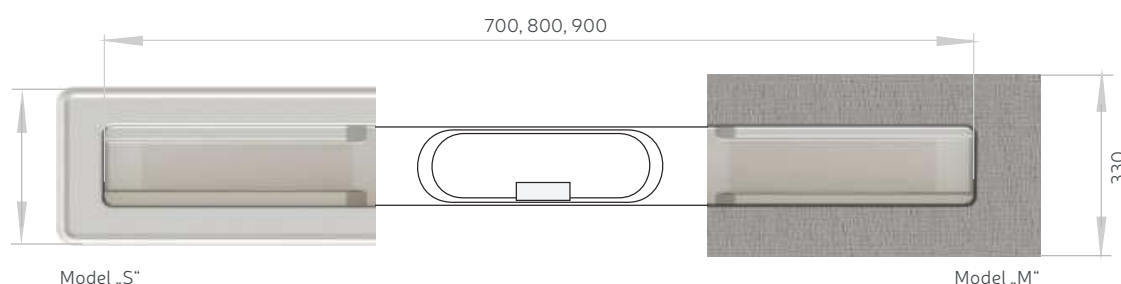
Anti-odor water siphon with side outlet

The drain has a unique plastic anti-odor water siphon and integrated slope of 2-4%. If the drain is correctly installed water will always be led to the drain siphon and thus eliminated its cumulation. The siphon is very easy to clean thanks to a special handle in the siphon.

We do not save on material

The drain is made of high-alloy stainless steel DIN 1.4436 (316), thus becoming a product more resistant to certain basic acids and solvents, quite often used in the home.

Flow rate: **D 40**-28 l/m **D 50**-48 l/m



| Length | D 40 (model “M”) | D 40 (model “S”) | D 50 (model “M”) |
|--------|------------------|------------------|------------------|
| 700 mm | CH N 7001 | CH N 7002 | CH N 7003 |
| 800 mm | CH N 8001 | CH N 8002 | CH N 8003 |
| 900 mm | CH N 9001 | CH N 9002 | CH N 9003 |